

Pontifícia Universidade Católica
do Rio de Janeiro



Haislan Wellington Gouveia dos Santos

**FX Intervention, Prudential Bank Regulation
and Taxes: The case of Brazilian Banks'
Overhedge**

Dissertação de Mestrado

Thesis presented to the Programa de Pós-graduação em Economia, do Departamento de Economia of PUC-Rio in partial fulfillment of the requirements for the degree of Mestre em Economia.

Advisor: Prof. Márcio Garcia

Rio de Janeiro
April 2025

Pontifícia Universidade Católica
do Rio de Janeiro



Haislan Wellington Gouveia dos Santos

**FX Intervention, Prudential Bank Regulation
and Taxes: The case of Brazilian Banks'
Overhedge**

Thesis presented to the Programa de Pós-graduação em Economia of PUC-Rio in partial fulfillment of the requirements for the degree of Mestre em Economia. Approved by the Examination Committee:

Prof. Márcio Garcia

Advisor

Departamento de Economia – PUC-Rio

Prof. Carlos Eugênio da Costa

FGV

Prof. Carlos Viana de Carvalho

Departamento de Economia – PUC-Rio

Rio de Janeiro, April 25th, 2025

All rights reserved.

Haislan Wellington Gouveia dos Santos

Graduated in Economics from FGV/EPGE.

Bibliographic data

Gouveia dos Santos, Haislan Wellington

FX Intervention, Prudential Bank Regulation and Taxes: The case of Brazilian Banks' Overhedge / Haislan Wellington Gouveia dos Santos; advisor: Márcio Garcia. – 2025.

43 f: il. color. ; 30 cm

Dissertação (mestrado) - Pontifícia Universidade Católica do Rio de Janeiro, Departamento de Economia, 2025.

Inclui bibliografia

1. Economia – Teses. 2. Intervenção Cambial. 3. Overhedge. 4. Regulação Bancária. 5. Volatilidade Cambial. 6. Modelo DSGE. 7. Distorção Tributária. I. Garcia, Márcio. II. Pontifícia Universidade Católica do Rio de Janeiro. Departamento de Economia. III. Título.

CDD: 004

To my parents, for their support
and encouragement.

Acknowledgments

To my family and friends, for all their support.

To my adviser Professor Marcio Garcia for the stimulus and partnership to carry out this work.

To CNPq and PUC-Rio, for the aids granted, without which this work does not could have been accomplished.

This study was financed in part by the Coordenação de Aperfeiçoamento de Pessoal de Nível Superior - Brasil (CAPES) - Finance Code 001

Abstract

Gouveia dos Santos, Haislan Wellington; Garcia, Márcio (Advisor). **FX Intervention, Prudential Bank Regulation and Taxes: The case of Brazilian Banks' Overhedge**. Rio de Janeiro, 2025. 43p. Dissertação de Mestrado – Departamento de Economia, Pontifícia Universidade Católica do Rio de Janeiro.

This study investigates the phenomenon of overhedge by Brazilian banks — an incentive to hold excessive hedge positions, since changes in the value of foreign investments due to exchange rate fluctuations were not taxed, unlike the associated hedging strategies. We examine how this behavior interacts with foreign exchange (FX) interventions, macroprudential bank regulation, and taxation. Our empirical evidence suggests that Brazilian banks exploited this overhedging mechanism to secure near-risk-free profits, thereby influencing FX market dynamics. To analyze the macroeconomic implications, we develop a two-country open economy dynamic general equilibrium model incorporating financial sector frictions and tax distortions. Our findings indicate that overhedging amplifies macroeconomic volatility, intensifies the effects of financial constraint shocks, and exacerbates exchange rate depreciations during crises. Furthermore, we show that FX interventions can mitigate these adverse effects by stabilizing the exchange rate and reducing welfare losses. These findings highlight the unintended consequences of tax asymmetries and offer policy insights into the effectiveness of FX interventions and prudential regulations in enhancing financial stability.

Keywords

Foreign Exchange Intervention; Overhedge; Bank Regulation; Exchange Rate Volatility; DSGE Model; Tax Distortions.

Resumo

Gouveia dos Santos, Haislan Wellington; Garcia, Márcio. **Intervenções Cambiais, Regulação Bancária Prudencial e Impostos: O caso do Overhedge dos Bancos Brasileiros**. Rio de Janeiro, 2025. 43p. Dissertação de Mestrado – Departamento de Economia, Pontifícia Universidade Católica do Rio de Janeiro.

Este estudo investiga o fenômeno do overhedge por parte dos bancos brasileiros — uma prática incentivada pela possibilidade de manter posições de hedge excessivas, uma vez que as variações no valor de investimentos no exterior devido a flutuações cambiais não eram tributadas, ao contrário dos instrumentos de hedge associados. Examinamos como esse comportamento interage com as intervenções no mercado de câmbio, a regulação bancária macroprudencial e o sistema tributário. Nossas evidências empíricas sugerem que os bancos brasileiros exploraram esse mecanismo de overhedge para obter lucros quase isentos de risco, influenciando, assim, a dinâmica do mercado cambial. Para analisar as implicações macroeconômicas, desenvolvemos um modelo dinâmico de equilíbrio geral de economia aberta com dois países, incorporando fricções no setor financeiro e distorções tributárias. Nossos resultados indicam que o overhedge amplifica a volatilidade macroeconômica, intensifica os efeitos de choques financeiros e agrava as depreciações cambiais durante crises. Além disso, mostramos que intervenções cambiais podem mitigar esses efeitos adversos ao estabilizar a taxa de câmbio e reduzir perdas de bem-estar. Esses achados destacam as consequências não intencionais de assimetrias fiscais e oferecem insights relevantes sobre a eficácia de intervenções cambiais e da regulação prudencial na promoção da estabilidade financeira.

Palavras-chave

Intervenção Cambial; Overhedge; Regulação Bancária; Volatilidade Cambial; Modelo DSGE; Distorção Tributária.

Table of contents

1	Introduction	12
2	Regulatory Framework	16
2.1	Illustration of the Tax Distortion	16
2.2	Carry Trade and Other Risks	20
2.3	Overhedge Correction	21
3	Empirical Evidence	23
3.1	Overhedging as a Profitable Strategy for Banks	24
4	Model	28
4.1	Households	28
4.2	Domestic Banks	29
4.3	Foreign Banks	32
4.4	Balance of Payments	33
4.5	Central Bank	34
4.6	Calibration	34
5	Stilized Facts	36
5.1	The bank's overhedge makes the economy more volatile	36
5.2	The overhedge makes the economy more vulnerable to financial constraint shocks	36
5.3	The overhedge correction depreciates the exchange rate.	37
5.4	An FX intervention avoids the exchange rate depreciation.	38
6	Conclusion	40
7	Bibliography	41

List of figures

Figure 3.1	Source: BCB's Financial Stability Report	23
Figure 4.1	Model Fluxogram.	29
Figure 5.1	Financial Constraint Shock	37
Figure 5.2	Overhedge Correction	38
Figure 5.3	Overhedge Correction with and without FX Intervention	39

List of tables

Table 2.1	Simulated initial balance sheet.	16
Table 2.2	FX Scenarios without taxes.	17
Table 2.3	FX scenarios with hedge being taxed but the bank does not adjust its hedge structure.	18
Table 2.4	FX scenarios with hedge being taxed and the bank adjusting its hedge structure.	18
Table 2.5	FX scenarios with hedge being taxed and the bank adjusting its hedge structure.	20
Table 3.1	Regressions to model the rate of change of the Brazilian Banks' foreign investment (denominated in US Dollars).	26
Table 4.1	Calibration	35
Table 5.1	Comparison of Standart Deviations with and without Distortion	36

*And his dream must have seemed so close
that he could hardly fail to grasp it.*

F. Scott Fitzgerald, *The Great Gatsby*.

1

Introduction

The interaction between financial regulation, exchange rate dynamics, and macroprudential policy has long been a central issue in international finance. In emerging economies, where financial markets are more vulnerable to external shocks, regulatory distortions can create unintended incentives that amplify systemic risk and exchange rate volatility. This paper examines one such case: how a tax-induced asymmetry in Brazil's financial system led domestic banks to engage in excessive foreign exchange hedging (Banks' Overhedge), distorting capital flows and creating systemic risks.

Let us explain the problem. When banks have foreign investments, their values in domestic currency (the BRL, Brazilian real) vary with the exchange rate. Therefore, if a bank wants to stabilize the foreign investments' values in BRL, it must enter into a hedge. In this case, the hedge is a US dollar futures sale, which is a form of carry trade. Of course, what matters is the after-tax result of the hedge, and that is where the tax distortion comes into play.

Until June 2020, changes in the value (denominated in domestic currency, BRL) of net foreign investments in subsidiaries and branches abroad (denominated in USD) due to fluctuations in the exchange rate were not taxed, whereas gains and losses from hedge instruments were subject to taxation and future tax deductions (in the form of tax credits), respectively. As we will carefully show, this differential treatment created the need for banks to establish hedge positions larger than would be necessary under a neutral tax regime, i.e., one that consolidated both positions into one "bundle" and taxed only the variations on the aggregate (zero for a total hedge). Such behavior amplified exchange rate fluctuations and increased systemic risk.

The first contribution of this paper is to document and quantify the extent of overhedging by Brazilian banks. Our empirical results show that banks systematically increase their foreign investments and hedge positions in response to higher interest rate differentials¹ and lower exchange rate volatility. This finding indicates that banks exploit the tax asymmetry for near-risk-free profits. Thus, we provide robust evidence that the overhedge was not just a defensive strategy, but also a financial opportunity leveraged by banks.

We then develop a two-country DSGE model with financial frictions, which captures the overhedging mechanism, to evaluate its effects on the real

¹As will be argued below, this enables banks to earn near risk-free profits through carry trades.

economy. The model reveals that overhedge not only exacerbates financial instability but also intensifies the effects of external shocks and exchange rate volatility. Regulatory measures that address tax asymmetry can reduce systemic risks and enhance financial stability. Therefore, our paper contributes to the literature on macroprudential policies, exchange rate interventions, and the determination of the exchange rate and its volatility.

The literature on carry trades shows that it is prone to sudden unwinding during periods of reduced risk appetite and funding liquidity, leading to sharp currency depreciations and contributing to systemic instability (BRUNNERMEIER; NAGEL; PEDERSEN, 2008), (CABALLERO; DOYLE, 2012). The overhedge, by enabling banks to accumulate higher carry trade volumes, intensifies those FX movements, amplifying economic downturns and making FX interventions a necessary macroprudential tool. These results contribute to the broader discussion on the unintended consequences of financial regulation and the role of central banks in mitigating systemic risks.

A well-developed branch of the literature studies the role of macroprudential regulation in mitigating systemic risks in the financial sector. Surveys such as (BRUNNERMEIER et al., 2009) highlight how financial institutions engage in risk taking beyond what is socially optimal, often exacerbated by regulatory loopholes and incentive misalignments. (ADRIAN; SHIN, 2010) demonstrated theoretically how financial intermediaries' balance-sheet dynamics amplify systemic risk and, complementing these insights, (BORIO, 2014) and (FARHI; TIROLE, 2018) emphasize the need for regulatory frameworks that explicitly account for the endogenous nature of financial instability.

This paper contributes to this literature by showing how a tax asymmetry, rather than traditional credit supply frictions, led to an increase in aggregate banking risk. This mechanism is closely related to the literature on regulatory arbitrage (ACHARYA et al., 2017) and complements the findings of (HANSON; KASHYAP; STEIN, 2011), who argue that capital regulation alone may not sufficiently mitigate risk if institutions find alternative channels to engage in risk taking.

A growing literature assesses how foreign-exchange (FX) interventions stabilize exchange rates and financial markets, especially in emerging economies. Most empirical studies have found that central bank interventions are somewhat effective in influencing the level of the dollar ((CHAMON; GARCIA; SOUZA, 2017); (KOHLSCHHEEN; ANDRADE, 2014); (NEDELJKOVIC; SABOROWSKI, 2019)), although estimates of their impacts vary considerably. For instance, after an intervention of USD 1.0 billion by the BCB, the estimated effect on the dollar exchange rate ranges from 0.3 p.p. (WALKER;

YASUI; STONE, 2009) to 1.5 p.p. ((NEDELJKOVIC; SABOROWSKI, 2019); (FERREIRA et al., 2024)).

Consistent with this evidence, (FRATZSCHER et al., 2019) show, using data for 33 countries, that FX interventions tend to be effective in smoothing exchange-rate fluctuations across a wide range of regimes. However, other papers employing different empirical strategies have not found a significant impact of such interventions, as documented by (MEURER; TEIXEIRA; TOMAZZIA, 2010).

With regard to the effects on the volatility of the exchange rate, the empirical findings are less consistent. (OLIVEIRA; PLAGA, 2011) and (NOGUEIRA, 2014) suggest that foreign exchange interventions may reduce volatility, while (CHAMON; GARCIA; SOUZA, 2017) provide inconclusive evidence. In contrast, (MOURA; PEREIRA; ATTUY, 2012) conclude that interventions tend to increase exchange rate volatility.

Recent studies by (GABAIX; MAGGIORI, 2015) and (ITSKHOKI; MUKHIN, 2021) built theoretical models showing that interventions can be effective when financial frictions prevent markets from fully arbitraging currency movements. Our paper contributes to this discussion by analyzing a unique case where FX interventions were used not just for short-term exchange rate stabilization but as a tool to mitigate the unwinding of a tax-induced distortion in banks' hedge positions.

The theoretical underpinnings of exchange rate determination date back to the Mundell-Fleming model ((MUNDELL, 1963); (FLEMING, 1962)) and its modern extensions incorporating uncovered interest parity (UIP) deviations ((FAMA, 1984); (ENGEL, 2016)). More recent models, such as (GABAIX; MAGGIORI, 2015), emphasize the role of financial intermediaries in shaping exchange rate dynamics, challenging the traditional view that currency movements are purely driven by fundamentals.

We contribute to this literature by introducing a financial-sector-specific friction — limited FX risk taking and the overhedge induced by tax asymmetries — into an open-economy DSGE model. This aligns with the work of (BRUNO; SHIN, 2015) that presented empirical evidence linking monetary policy, capital flows, and risk-taking behavior by financial intermediaries to increased exchange rate volatility and (DEVEREUX; ENGEL; WU, 2023), who show that collateral constraints can significantly impact exchange rate movements. Our model demonstrates how the presence of overhedging increases exchange rate volatility by magnifying the response of financial institutions to carry trade incentives and how the excessive overhedging in the financial sector can amplify external shocks.

By combining a DSGE model with empirical analysis, our study highlights how financial-sector policies and tax rules interact with exchange rate dynamics, shaping monetary and macroprudential outcomes. These insights are critical for policymakers designing regulatory frameworks that minimize systemic risk while ensuring exchange rate stability.

The structure of this paper is as follows. Section 2 provides an institutional background on the Brazilian banking sector and the regulatory framework governing FX operations. Section 3 presents empirical evidence on the prevalence and determinants of overhedge, using data on Brazilian banks' foreign investments and derivative positions. Section 4 develops the theoretical model and explores its implications for exchange rate dynamics and macroeconomic stability. Section 5 presents stylized facts and shock simulations and Section 6 concludes.

2 Regulatory Framework

Foreign investments are inherently exposed to exchange rate fluctuations, as they must be converted into domestic currency for financial reporting. As a result, such movements create balance sheet gains or losses, prompting institutions to adopt hedging strategies to mitigate these effects.

Until June 2020, Brazilian tax regulations treated net foreign investments ¹ differently from their associated hedging instruments. Specifically, exchange rate variations in these foreign investments were exempted from taxation, whereas losses (gains) of the hedging instrument were deductible (taxed). This asymmetric tax treatment incentivized Brazilian banks to adopt a practice known as "*overhedge*", where hedging volumes exceeded their foreign investment exposure, as it is explained in the next Section.

2.1 Illustration of the Tax Distortion

Consider a simplified scenario where a domestic bank initially holds R\$900 in household deposits, has a net worth of R\$100, and invests R\$1000 in a foreign branch at an exchange rate of R\$2 per USD. Table 2.1 summarizes this initial situation on a fictitious balance sheet:

Domestic Bank Balance Sheet			
Assets		Liabilities & Equity	
Foreign Investments	R\$ 1000	Deposits	R\$ 900
		Net worth	R\$ 100
Hedge Volume: R\$1000 (Off-balance)			

Table 2.1: Simulated initial balance sheet.

In each case, we will consider a case in which the Brazilian exchange rate depreciates to R\$ 4.00 and another in which it appreciates to R\$ 1.00 for each US dollar. We first assume that there are no taxes (Table 2.2). As there is no distortion, the bank follows one of the main premises of a hedge structure: the value equivalence between the foreign investment and the hedge instrument.

¹Investments abroad, according to the definition of CMN Resolution 4.817, dated May 29, 2020, include holdings abroad in controlled entities, affiliates, and jointly controlled entities with other entities. This concept includes investments in overseas branches (agencies), which are treated, both from an accounting and tax perspective, as holdings.

Under depreciation, the value of the foreign investment increases by R\$1000, offset by an equivalent loss on the hedge. Under appreciation, the value of the foreign investment decreases by half, offset by a corresponding gain on the hedge instrument. In both scenarios, the bank's net worth remains unaffected, exemplifying the mechanism by which hedge strategies operate.

Domestic Bank Balance Sheet			
BRL Appreciates 50%			
Assets		Liabilities & Equity	
Foreign Investments	R\$ 500	Deposits	R\$ 900
Tax Credit	-	Taxes due	-
Hedging Gains	R\$ 500	Hedging Losses	-
		Net worth	R\$ 100
BRL Depreciates 100%			
Foreign Investments	R\$ 2000	Deposits	R\$ 900
Tax Credit	-	Taxes due	-
Hedging Gains	-	Hedging Losses	R\$ 1000
		Net worth	R\$ 100

Hedge Volume: R\$1000 (Off-balance)

Table 2.2: FX Scenarios without taxes.

Now, suppose that the hedge result is taxed by 50% but the bank does not adapt its hedging strategy (Table 2.3). In the scenario in which the BRL appreciates, the bank loses R\$ 500 with its foreign investment, but gains R\$ 500 with the hedge instrument. However, it must pay R\$ 250 in taxes, meaning that its net worth would even become negative. The depreciation scenario shows a similar logic, but instead of a tax to be paid, the bank earns a tax credit to be deducted from future profits. This case illustrates the necessity for the bank to adjust its hedge strategy due to the tax distortion: if it does not, it is not fully protected against FX movements and can even become insolvent.

Domestic Bank Balance Sheet			
BRL Appreciates 50%			
Assets		Liabilities & Equity	
Foreign Investments	R\$ 500	Deposits	R\$ 900
Tax Credit	-	Taxes due	R\$ 250
Hedging Gains	R\$ 500	Hedging Losses	-
		Net worth	-R\$ 150
BRL Depreciates 100%			
Foreign Investments	R\$ 2000	Deposits	R\$ 900
Tax Credit	R\$ 500	Taxes due	-
Hedging Gains	-	Hedging Losses	R\$ 1000
		Net worth	R\$ 600

Hedge Volume: R\$1000 (Off-balance)

Table 2.3: FX scenarios with hedge being taxed but the bank does not adjust its hedge structure.

Now, suppose that the bank adjusts its hedging strategy and doubles its volume. This adjustment is sufficient to ensure that the bank is fully protected against FX variations, as shown in Table 2.4.

Domestic Bank Balance Sheet			
BRL Appreciates 50%			
Assets		Liabilities & Equity	
Foreign Investments	R\$ 500	Deposits	R\$ 900
Tax Credit	-	Taxes due	R\$ 500
Hedging Gains	R\$ 1000	Hedging Losses	-
		Net worth	R\$ 100
BRL Depreciates 100%			
Foreign Investments	R\$ 2000	Deposits	R\$ 900
Tax Credit	R\$ 1000	Taxes due	-
Hedging Gains	-	Hedging Losses	R\$ 2000
		Net worth	R\$ 100

Hedge Volume: R\$2000 (Off-balance)

Table 2.4: FX scenarios with hedge being taxed and the bank adjusting its hedge structure.

It is possible to show this dynamic algebraically. Suppose τ_h and τ_f is the tax rate levied on gains or losses in the hedge and the foreign investment respectively. The objective is to both tax adjusted results offset each other:

$$(1 - \tau_h)\Delta(\text{Hedge Volume}) \approx (1 - \tau_f)\Delta(\text{Foreign Inv Value}) \quad (2-1)$$

Supposing that the all the variation from one period to the other is related to exchange rate movements, its possible to approximate the previous equation as follows:

$$\text{Hedge Volume} \approx \frac{(1 - \tau_f)}{(1 - \tau_h)} \text{Foreign Inv Value} \quad (2-2)$$

If we consider, as the example above, that $\tau_f = 0$ and $\tau_h \approx 0.5$, the hedge volume must be equivalent to twice the foreign branch value.

Finally, Table 2.5 shows how the simulated balance must behave with both the hedge instrument and the foreign investment being taxed. Any tax credit in the foreign investment or in the hedge instrument is perfectly balanced by a tax due, meaning that doing the same hedge volume as the foreign investment is enough to fully protect the balance sheet from exchange rate variations. This is easily seen in Equation (2-2) by setting $\tau_f = \tau_h = 0.5$.

In summary, the overhedge arises from the different tax rates on the two components of the "bundle": the foreign investment and the offsetting FX hedge. If both legs were taxed at the same rate, the overhedge, a carry trade, would not exist.

Domestic Bank Balance Sheet			
BRL Appreciates 50%			
Assets		Liabilities & Equity	
Foreign Investments	R\$ 500	Deposits	R\$ 900
Tax Credit	R\$ 250	Taxes due	R\$ 250
Hedging Gains	R\$ 500	Hedging Losses	-
		Net worth	R\$ 100
BRL Depreciates 100%			
Foreign Investments	R\$ 2000	Deposits	R\$ 900
Tax Credit	R\$ 500	Taxes due	R\$ 500
Hedging Gains	-	Hedging Losses	R\$ 1000
		Net worth	R\$ 100

Hedge Volume: R\$1000 (Off-balance)

Table 2.5: FX scenarios with hedge being taxed and the bank adjusting its hedge structure.

2.2

Carry Trade and Other Risks

So far, we have ignored one important facet of the overhedge: As the bank needs to be protected against variations in foreign currencies, it borrows externally (to short-sell the US dollar) and invests domestically, i.e., it does the carry trade. This is actually done through the sale of US dollar futures in the domestic exchange B3.² If the domestic interest rate is higher than the foreign interest rate, the banks earn the interest rate differential. Due to its foreign investment, the bank is fully protected against FX variations. This means that the overhedge allows banks to conduct a carry-trade operation without incurring additional FX risk.

Suppose that there is an equivalence between the foreign investment and hedge volume. Although the bank can earn the interest rate differential in the hedge, it lost an equivalent value in the foreign investment (the bank borrowed domestically to invest abroad, so it pays the interest rate differential in this side of the operation). As shown in the Table 2.4, the tax distortion allows the bank

²B3 S.A. – Brasil, Bolsa, Balcão is the main stock and derivatives exchange and fixed-income and OTC clearing/depository system in Brazil. The referred contract can be found in the link https://www.b3.com.br/en_us/products-and-services/trading/exchange-rates/u-s-dollar-futures.htm.

to double its carry trade volume without incurring any FX risk, generating an almost risk-free profit.

However, the overhedge creates other risks. The first significant risk is that, in the event of a strong depreciation, it might generate tax credits exceeding the bank's recurring profits, which means it cannot be immediately utilized. Consequently, these credits must be carried forward and realized in future periods - just like an illiquid asset.

The second issue arises from a mismatch between the liquidity of foreign investments and their corresponding hedging instruments. If the exchange rate depreciates sharply, banks may face liquidity constraints when required to cover losses on their hedging instruments. This is particularly relevant because most banks use derivative contracts, i.e., they sell USD futures at the B3 exchange, that require daily settlement, whereas foreign investments, such as overseas branches, cannot be liquidated immediately.

There is also a macroprudential dimension related to this liquidity risk. During periods of high market stress, a bank may be forced to divest from its foreign branches at a loss to meet capital requirements or to meet margin calls on other investments. With the overhedge, the bank also needs to unwind it by buying dollars in the open market³. This increased demand for foreign currency places additional pressure on the FX market, potentially creating a negative feedback loop that exacerbates currency depreciation, increases market volatility and margin calls.

In summary, through the act of overhedging, banks significantly amplifies the risks of the carry trade, resulting in an exaggerated impact on market behavior.

2.3

Overhedge Correction

This scenario unfolded precisely in the aftermath of the 2020 pandemic. The Brazilian exchange rate depreciated sharply as investors sought safer assets - an effect linked to the concept of "exorbitant duty" described by (GOURINCHAS; REY, 2022) - and the interest rate differential between Brazil and the United States reached historically low levels, reducing the attractiveness of carry-trade operations. Consequently, Brazilian banks rapidly began to disinvest in their foreign branches. According to the Central Bank of Brazil's report (BCB, 2020), there was a 28.9% reduction in such investments in the second quarter of 2020 alone.

³The central portion of the hedge is offset by the USD proceeds from the divestment of the overseas branch.

Recognizing the overhedge harmful consequences, the Brazilian government issued Provisional Measure (MP) 930 on March 30, 2020 to rectify this imbalance. This measure, later converted into law, progressively aligned the fiscal treatment of foreign investment exchange rate fluctuations with their corresponding hedging instruments. The adjustment was gradually implemented, with half of the correction applied at the end of 2020 and the remainder by the end of 2021.

The main reason behind this staggered implementation was the concern that immediate unwinding of excessive hedging positions by banks would precipitate substantial dollar purchases in both spot and futures markets, intensifying pressure on an already strained foreign exchange market, particularly during year-end dividend repatriation periods.

The implications of this unwind sparked significant concern among Brazilian Central Bank (BCB) officials. For instance, on November 18, 2020, the BCB's Director of Monetary Policy, Bruno Serra, explicitly stated: "The Central Bank has never denied that this volume—approximately USD 15 billion, scheduled for execution at year's end—is substantial. There exists a genuine risk that the market lacks the depth or capacity to absorb it adequately. [...] If we perceive market functionality to be compromised due to insufficient absorption capacity, the Central Bank will intervene to ensure stability. Such an intervention should be anticipated and is consistent with our mandate."

These concerns were materialized into concrete actions. In December 2020, the Central Bank intervened significantly by offering approximately USD 10 billion in exchange rate swap contracts, effectively absorbing two-thirds of the excess demand originated from closing the short USD positions necessary to undo the overhedge.. A similar intervention occurred at the end of 2021, supplemented by additional direct spot market sales totaling USD 4.8 billion.

In the empirical analysis that follows, we demonstrate how banks responded directly to incentives arising from the overhedge phenomenon that affected their foreign investment strategies. Subsequently, our theoretical model further elucidates the interconnectedness of regulatory frameworks, financial incentives, and macroeconomic factors, illustrating how these dimensions collectively influence conditions in Brazil's foreign exchange market.

3 Empirical Evidence

Understanding the impact of the overhedge on financial markets and the economy requires an empirical investigation into how banks adjust their foreign investment and how large is the overhedge compared to the whole market. This section presents key stylized facts and supporting evidence that illustrate the role of overhedge in exchange rate dynamics.

The first fact regarding the overhedge is the increase in size over time, shown in Figure 3.1. According to (BCB, 2020), "Brazilian financial institutions (IFs), aiming to serve their clients with global financial products and services, expand their international presence, and access new markets, make investments in international financial centers through the establishment of branches, subsidiaries, and equity participations in other companies."

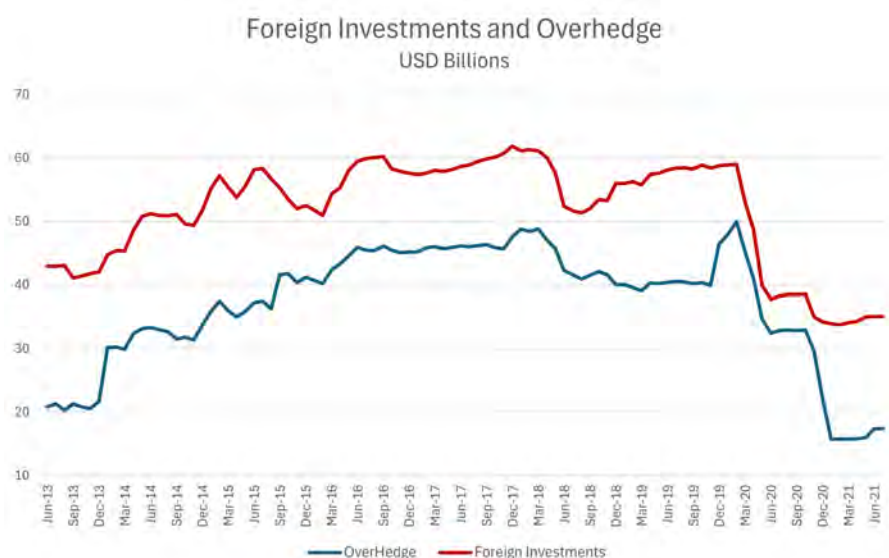


Figure 3.1: Source: BCB's Financial Stability Report

At the end of 2019, this foreign investment was close to USD 60 billion, but rapidly fell by a third as the 2020 pandemic hit, triggering a significant market disruption (risk off) known as the dash for cash, which negatively affected all risky investors. The BRL had a major depreciation. Contrasting this with the exchange rate open contracts in the spot and future markets shows its importance: in March of 2020, this total volume was close to USD 200 billion. In a first glimpse, the overhedge might not be so representative. However, any strategic repositioning of the banks opens up large contracts in a highly sensitive market.

For example, according to the COSIF database, Bradesco Bank reduced its foreign investment by 6 billion dollars in April 2020 and by 7 billion dollars during May 2020. This implies that it should have bought a similar amount of US dollars to reduce the extra hedge volume. To put this into perspective, the literature found that a 1 billion USD intervention by the Brazilian Central Bank leads to a range of 30bps-150bps appreciation in the Brazilian exchange rate; assuming a symmetric effect is enough to highlight the important role the overhedge could play in determining the exchange rate.¹

3.1 Overhedging as a Profitable Strategy for Banks

We want to investigate if banks actually strategically use the overhedge to collect extra profits, instead of just to hedge their foreign investments. If banks act strategically, they would increase their equity position in their branches abroad, only to ship the funds back to Brazil and make use of the overhedge to double the amount of the carry trade, without being penalized by the FX gap. To show that the banks actually exploit the overhedge to make an almost risk-free profit, we estimate a panel with monthly data for foreign investments from the BCB's COSIF database. We cover the period from August 2006 to September 2024 and limit our sample to banks with more than 1 billion BRL invested abroad.² This is assumed to include a good sample while keeping the panel balanced.

We employ two key explanatory variables: the interest rate differential and the one-year implied volatility derived from the USD dollar futures market at the B3 exchange. Our identification strategy exploits variation in these variables to distinguish between competing hypotheses regarding banks' foreign investment behavior. Under the hypothesis that banks strategically exploit overhedging positions to engage in carry trade activities, we expect the interest rate differential to exert a positive and statistically significant effect on foreign investments. Conversely, if banks' foreign asset allocations are instead driven by client preferences and long-term strategic considerations—rather than opportunistic carry trade motives—the interest rate differential should exhibit no systematic relationship with foreign investment positions, conditional on

¹As one might imagine, there is little reason to the Central Bank to buy foreign exchange rate if the markets are tight, as it were during the COVID crisis. Thus, there is no better estimate for this effect. However, it is not absurd to assume that buying dollars in moment of stress could depreciate the exchange rate more than the appreciation caused by selling dollars by a Central Bank.

²The selected banks are Santander (Brasil) S.A., Bradesco S.A., Banco do Brasil S.A., BTG Pactual, Banco ABC Brasil S.A., Banco Votorantim S.A., Credit Suisse (Brasil), Banco Safra S.A., Banco BBM S.A. and Banco Itau.

our control variables.

Without overhedge, as the bank hedges its foreign investments, we should also expect no significant effect from the volatility of the FX, for the same reason expressed above. However, with the risks associated with the overhedge, this should not be the case.

To show robustness to our result, we use some common controls found in the literature, such as the VIX index, the relative strength of the US dollar, measured by the Broad Dollar Index, and the 5-year Brazilian CDS. We also add banks' fixed effects to capture inherent differences (a bank might have a higher-profile clients such that they demand a foreign branch instead of only the desire to exploit the overhedge) and quarter FE and year FE to capture macroeconomic shocks, trends, and policy changes.

Thus, we estimate Equation (3-1), where ΔFI_{it} is the log-variation of the foreign investment, $\Delta(i - i^*)_t$ is the variation of the interest rate, $\Delta FXVol_t$ is the variation in the one-year exchange rate volatility, $Overhedge_t$ is the overhedge implicit volume given by $\frac{1}{1 - TaxRateDiff_t} - 1$, where $TaxRateDiff$ is the tax rate differential between the hedge instrument and the foreign investment. For example, if the hedge is taxed by 50% and the FI is not taxed at all, the overhedge volume is equal to 1, meaning the bank needs to make the double volume of hedge to be fully protected. We also add the interactions between the overhedge volume and both the interest rate differential and FX volatility. Z_t is a set of controllers, μ_i is the bank FE, $YEAR_t$ is the year FE and $QUARTER_t$ is the quarter FE.

$$\begin{aligned} \Delta FI_{it} = & \beta_0 + \beta_1 \Delta(i - i^*)_t + \beta_2 \Delta FXVol_t + \beta_3 Overhedge_t \\ & + \beta_4 [\Delta(i - i^*)_t \times Overhedge_t] + \beta_5 [\Delta FXVol_t \times Overhedge_t] \quad (3-1) \\ & + Z_t + \mu_i + YEAR_t + QUARTER_t + \varepsilon_{it} \end{aligned}$$

Table 3.1: Regressions to model the rate of change of the Brazilian Banks' foreign investment (denominated in US Dollars).

	(1)	(2)	(3)	(4)	(5)	(6)
Constant	0.0053** (2.093)	0.0219* (1.904)	0.0080 (1.339)	0.1849*** (2.752)	0.0083 (1.373)	0.1928*** (2.833)
$\Delta(i_t - i_t^*)$	0.0236 (0.903)	0.0091 (0.274)	-0.1000* (-1.809)	-0.0942 (-1.532)	-0.0991* (-1.791)	-0.0892 (-1.446)
Δ FX Volatility	-0.0963*** (-13.079)	-0.0983*** (-12.655)	-0.0068 (-0.188)	-0.0296 (-0.756)	-0.0078 (-0.215)	-0.0300 (-0.763)
Overhedge (%)	-	-	-0.0030 (-0.352)	-0.2796** (-2.449)	-0.0034 (-0.401)	-0.2929** (-2.525)
$\Delta (i_t - i_t^*) \times$ Overhedge	-	-	0.2053** (2.45)	0.1849* (1.9)	0.1943** (2.29)	0.1722* (1.741)
Δ FX Volatility \times Overhedge (%)	-	-	-0.1201** (-2.545)	-0.0903* (-1.781)	-0.1209** (-2.539)	-0.0927* (-1.818)
Δ Log VIX	-	-	-	-	-0.0008 (-0.051)	-0.0089 (-0.533)
Δ Log Broad Dollar	-	-	-	-	-0.0223 (-0.094)	0.0107 (0.042)
Δ Log CDS	-	-	-	-	0.0187 (0.693)	0.0247 (0.87)
Bank Fixed Effect	Yes	Yes	Yes	Yes	Yes	Yes
Quarter-Year Fixed Effect	No	Yes	No	Yes	No	Yes
Observations	2130	2130	2130	2130	2130	2130
R-squared	0.075	0.087	0.08	0.093	0.08	0.094

* $p < 0.1$, ** $p < 0.05$, *** $p < 0.01$

t-stats are reported in parentheses.

The first notable result is that the coefficient associated with FX volatility is significant across all specifications. However, when interacted with the overhedge volume, the interaction term becomes significant, while the standalone FX volatility loses significance. This suggests that higher FX volatility is associated with lower foreign investment only when there is a positive level of overhedging.

This provides strong evidence that, although banks are fully hedged against FX fluctuations, they remain exposed - and responsive - to the risks and rewards associated with overhedging. When the FX future contracts becomes more volatile, the risk of accumulating large tax credits increases, prompting banks to reduce their exposure. In addition, heightened volatility of FX contracts raises the margin requirements in futures markets, increasing the liquidity needed for operations. This second channel reveals how macroprudential risk emerges. As a bank reduces its foreign investments, it adds further volatility to FX markets by creating pricing pressure (BRL depreciation), amplifying the original effect.

The second important result is that the interest rate differential ($\Delta (i_t - i_t^*)$) becomes significant in all specifications when it is interacting with the

overhedge volume. This indicates that despite the aforementioned risks, banks do exploit the overhedge channel to enhance profits. If that were not the case, the interest rate differential would not be a significant explanatory variable.

In summary, our empirical results show that the amount of the banks' foreign investments (and, by consequence, of the overhedge) responds to the determinants of the carry trade, the interest rate differential, and the FX volatility. Such behavior would not have happened had the banks invested abroad solely to serve new clients or to explore new foreign markets.

4 Model

Our model adapts the models proposed by (GABAIX; MAGGIORI, 2015) and (DEVEREUX; ENGEL; WU, 2023) to incorporate imperfections in financial markets and the role of banks in both domestic and international markets, and is summarized in Figure 4.1. We consider a two-country setting with a home country displaying the tax distortions related to the overhedge, like Brazil, and the other country representing the rest of the world. The exchange rate is defined as the number of units of domestic currency per unit of foreign currency, implying that a rise in the exchange rate denotes a depreciation of the domestic currency.

Since our focus is on the financial sector, we do not model production. Instead, we assume that the representative household has a period endowment of tradable and non-tradable goods. The households can trade internationally to smooth or increase consumption according to the relative strength of their own currency. A consequence of the endowment economy is that an exchange rate depreciation generates a reduction in the amount of goods consumed and consequently a direct loss of welfare.

We assume that the representative households deposit their wealth in the banks of their own country, which in turn allocate their funds across domestic and foreign assets. More specifically, banks can buy domestic and foreign government bonds, while the domestic bank can invest in the equity of the foreign bank, and the foreign bank might lends to the domestic bank.

Our innovation is to introduce a cost for banks that take on exchange-rate risk. Without an institution able to absorb unlimited FX risk, UIP need not hold. However, we show that UIP is recovered under a parameterization in which this risk carries no cost. The model also incorporates the asymmetric tax rates that generates the overhedge.

4.1 Households

We extend the household problem of (GABAIX; MAGGIORI, 2015) to account for an arbitrary number of periods. The consumption basket is given by

$$C_t = [(C_{NT,t})^\chi (C_{H,t})^a (C_{F,t})^\iota]^{\frac{1}{\chi+a+\iota}}$$

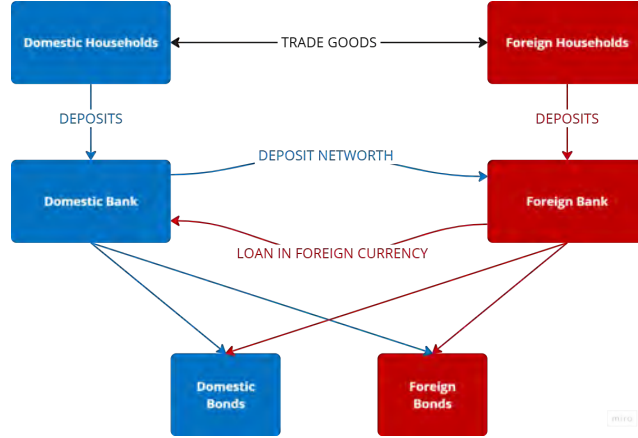


Figure 4.1: Model Fluxogram.

Where C_t is total consumption, $C_{NT,t}$ is the consumption of domestic non-tradables goods, $C_{F,t}$ is the consumption of foreign tradable goods and $C_{H,t}$ is the consumption of domestic tradable goods. We assume that the non-tradable good is the numeraire of the economy, such that $P_{NT,t} = 1 \quad \forall t$.

Household solves the following problem:

$$\max_{C_t} \mathbb{E}_0 \sum_{t=0}^{\infty} \beta^t \ln(C_t)$$

Subject to a sequence of budget constraints:

$$P_{NT,t}Y_{NT,t} + P_{H,t}Y_{H,t} + B_t = R_t B_{t-1} + P_{NT,t}C_{NT,t} + P_{H,t}C_{H,t} + P_{F,t}C_{F,t} + T_t + \Pi_t - T_{s,t} \quad (4-1)$$

Where $P_{NT,t}$, $P_{H,t}$ and $P_{F,t}$ is the price for non-tradables, domestic and foreign goods respectively. $Y_{H,t}$ and $Y_{NT,t}$ are the domestic endowment of tradables and non-tradables goods, while $C_{H,t}$, $C_{F,t}$ and $C_{NT,t}$ are the consumption of non-tradable, domestic and foreign goods respectively. We also add a tax transfer from the government (T_t), the profit from the domestic banks (Π_t) and the initial startup capital given to the new banks ($T_{s,t}$). Households also save B_t from one period to another.

We assume a symmetric problem to the foreign families.

4.2 Domestic Banks

We model the banks in a similar way as in (GERTLER; KARADI, 2011). A fraction $(1 - \theta)$ of the banks are liquidated every period and their net worth is consumed. New banks also enter every period with some start-up capital from the households.

The bank's problem is to choose how much domestic and foreign bonds to buy, how much to invest in the bank abroad, and how much FX hedge it makes to maximize its expected terminal wealth, where $(1 - \theta)\theta^i$ is the probability that a banker exists in period $t + i$, conditional on having survived until then. $\beta^{i+1}\Lambda_{t,t+1+i}$ is the banker discount factor to a payment in period $t + i$, $N_{i,t+1}$ is the bank's net worth.

In each period, the bank faces the cost of having its net worth mechanically vulnerable to exchange rate variations. If a bank is too much exposed to exchange rate risk, it should either receive less deposits from the household or pay a higher return to them (or both). This kind of reputation damage is incorporated by this cost. Another way to interpret this cost is that the presence of a currency mismatch on the bank's balance sheet may trigger additional capital requirements, thereby reducing profitability or punishments by the regulatory agencies. Consequently, $\frac{\Psi_g}{2}$ is the parameter that controls the cost associated with the banks's FX mismatch, measured by $\frac{\partial N_{i,t+1}}{\partial S_t}$.

$$V_t = \max \sum_{i=0}^{\infty} (1 - \theta)\theta^i \beta^{i+1} \Lambda_{t,t+1+i} \left(N_{i,t+1} - \frac{\Psi_g}{2} \left(\frac{\partial N_{i,t+1}}{\partial S_t} \right)^2 \right)$$

A Home banker i 's balance sheet in period t is described by Equation 4-2.

$$B_{i,t} + N_{i,t} + S_t H_{i,t} = D_{h,i,t} + S_t F_t + S_t D_{f,i,t} \quad (4-2)$$

The domestic bank takes $B_{i,t}$ deposits from households, has its own net worth $N_{i,t}$ and can borrow a quantity $S_t H_{i,t}$ abroad. It uses all these liabilities to invest in domestic bonds $D_{h,i,t}$, foreign bonds $D_{f,i,t}$ and in a branch abroad F_t .

In the next period, all assets and liabilities earn their respective returns and the bank settles the associated tax payments, as summarized in Equation 4-3. Domestic and foreign bond holdings yield the market-determined gross returns $R_{h,t+1}$ and $R_{f,t+1}$, respectively. Household deposits are remunerated at the benchmark domestic interest rate R_{t+1} . The bank pays the foreign borrowing rate $R_{c,t+1}$ on its external debt, while its investment in the foreign branch earns the foreign interest rate R_{t+1}^* .

$$\begin{aligned} N_{i,t+1} = & R_{h,t+1} D_{h,i,t} - \tau_h (R_{h,t+1} - 1) D_{h,i,t} + R_{f,t+1} S_t D_{f,i,t} \\ & - \tau_h (R_{f,t+1} - 1) S_t D_{f,i,t} - R_{t+1} B_{i,t} + \tau_h (R_{t+1} - 1) B_{i,t} \\ & - \left(\frac{S_{t+1}}{S_t} R_{c,t+1} \right) S_t H_{i,t} + \tau_h \left(\frac{S_{t+1}}{S_t} R_{c,t+1} - 1 \right) S_t H_{i,t} \\ & + S_{t+1} F_t R_{t+1}^* - \tau_f \left(\frac{S_{t+1}}{S_t} - 1 \right) S_t F_t - \tau_h \frac{S_{t+1}}{S_t} (R_{t+1}^* - 1) S_t F_t \end{aligned} \quad (4-3)$$

First, we see that the bank pays τ_h in every return with the exception of the exchange rate variation in the branch abroad, where it pays τ_f . This differentiation is exactly the tax distortion that generates the overhedge. We can substitute the deposits from Equation 4-2 to find the law of motion of the net worth of domestic banks, as in Equation 4-4.

$$\begin{aligned}
N_{i,t+1} = & (1 - \tau_h)(R_{h,t+1} - R_{t+1})D_{h,i,t} + (1 - \tau_h) \left(\frac{S_{t+1}}{S_t} R_{f,t+1} - R_{t+1} \right) S_t D_{f,i,t} \\
& - (1 - \tau_h) \left(\frac{S_{t+1}}{S_t} R_{c,t+1} - R_{t+1} \right) S_t H_{i,t} \\
& + \left((1 - \tau_h) \left(\frac{S_{t+1}}{S_t} R_{t+1}^* - R_{t+1} \right) + (\tau_h - \tau_f) \left(\frac{S_{t+1}}{S_t} - 1 \right) \right) S_t F_t \\
& + (R_{t+1} - \tau_h(R_{t+1} - 1))N_{i,t}
\end{aligned} \tag{4-4}$$

With this expression in hand, we can calculate the exact expression for the cost the bank incurs if it has too much FX risk in Equation 4-5.

$$\frac{\partial N_{t+1}}{\partial S_t} = (1 - \tau_h)R_{t+1}(H_{i,t} - F_t - D_{f,i,t}) - (\tau_h - \tau_f)F_t \tag{4-5}$$

The expression $(\tau_h - \tau_f) \left(\frac{S_{t+1}}{S_t} - 1 \right)$ in the Equation 4-4 resumes the tax distortion that generates the overhedge. If the tax rate that is levied in the hedge is higher than the tax rate that is levied in the foreign branch, this term amplifies the impact that an exchange rate variation has in the bank's net worth in proportion to the size of the overseas branch.

This expression also generates the extra term in the equation 4-5. If there is no tax distortion, a hedge volume equal in size to the foreign branch and foreign bonds is enough to eliminate any FX risk. With the distortion, this is not true as the last term does not vanish.

The domestic bank is also subject to a participation constraint that ensures lenders are willing to supply funds to the bank, as given by Equation 4-6.

$$\begin{aligned}
V_{k,t} \geq \vartheta_t \left((\kappa_{h1} + \kappa_{h2}\tilde{D}_{h,t}) D_{h,k,t} + (\kappa_{f1} + \kappa_{f2}S_t\tilde{D}_{f,t}) S_t D_{f,k,t} \right. \\
\left. + (\kappa_{e1} + \kappa_{e2}S_t\tilde{F}_{k,t}) S_t F_t \right)
\end{aligned} \tag{4-6}$$

As in (DEVEREUX; ENGEL; WU, 2023), we introduce a set of asset-specific constraint parameters to allow for differential pledgeability as collateral across assets. Specifically, we have κ_{h1} , κ_{f1} , κ_{e1} and as the constraint parameters for Home bonds, foreign bonds and the foreign branch.¹ Another way to

¹We also introduce κ_{h2}, κ_{f2} and κ_{e2} so the constraint depends on the aggregate bank holding of the assets. The idea is that the monitoring cost is increasing with the asset size. We set these parameter values very small (0.025) and the main purpose of these parameters is to introduce stationarity in the linearized model.

interpret the participation constraint is as in (GERTLER; KARADI, 2011), where the banker has enough “skin in the game” so that he chooses not to run away with the assets. Then, each parameter κ can be interpreted as the fraction that the banks can divert from each asset.

Finally, ϑ_t indexes global financial conditions. An increase in ϑ_t , interpreted as an adverse global financial shock, tightens the bank’s participation constraint by raising the amount of pledgeable assets required for financing by the households.

We posit that holdings of the foreign branch are more constrained than government bonds, and in turn, Foreign bonds holdings are more constrained than Home bonds. The key idea is that domestic government bonds are more pledgeable than foreign equity or bonds because of their safety, liquidity and same country as the bank.

$$F_{i,t} - F_{i,t-1} = \gamma_t + \omega_1 \Delta(i_t - i_t^*) + \omega_2 \Delta \vartheta_t \quad (4-7)$$

$$\gamma_t = \rho \gamma_{t-1} + \varepsilon_t \quad (4-8)$$

Following our empirical exercise, we model the rate of change of the foreign branch as a function of the rate of change of the interest rate and the rate of change of the volatility of the exchange rate (Equation 4-7). We suppose also that the FX volatility is highly correlated with ϑ_t . Although we do not observe ϑ_t , it should become more restrictive in moments of high market stress that is also associated with higher FX volatility.

4.3

Foreign Banks

The foreign banks are modeled in the same fashion as the domestic banks. However, there are some key differences: first, the foreign banks do not pay taxes in the home country. Secondly, as the domestic bank invests in the foreign bank, it can take any amount of loans from the foreign bank. Consequently, although the variable $H_{j,t}$ is present in the foreign bank balance sheet, it is not a decision variable. Foreign banks are not subject to the financial friction we assumed for the domestic bank: they are not punished for assuming FX risk. With those differences in mind, we can write the foreign banks’ problem according to equation 4-9.

$$V_t = \max \sum_{i=0}^{\infty} (1 - \theta) \theta^i \beta^{i+1} \Lambda_{t,t+1+i}^* N_{j,t+1}^* \quad (4-9)$$

A foreign bank j ’s balance sheet in period t is

$$B_{i,t}^* + N_{i,t}^* + F_t = D_{f,i,t}^* + \frac{D_{h,i,t}^*}{S_t} + H_{i,t} \quad (4-10)$$

The domestic bank takes $B_{j,t}$ deposits from households, has its own net worth $N_{j,t}^*$ and receives an investment $F_{j,t}$ from the domestic banks. It uses all these liabilities to invest in foreign bonds $D_{f,j,t}^*$, domestic bonds $D_{h,j,t}^*$ and to loan to the domestic bank.

In the next period, both assets and liabilities receive their remuneration, and the bank pay taxes:

$$N_{j,t+1}^* = \frac{R_{h,t+1}D_{h,j,t}^*}{S_{t+1}} + R_{f,t+1}D_{f,j,t}^* + R_{c,t+1}H_{i,t} - R_{t+1}^*F_t - R_{t+1}^*B_{j,t}^* \quad (4-11)$$

We can also substitute the deposit using the balance sheet in period t:

$$N_{j,t+1}^* = \left(\frac{S_t}{S_{t+1}}R_{h,t+1} - R_{t+1}^* \right) \frac{D_{h,i,t}^*}{S_t} + (R_{f,t+1} - R_{t+1}^*)D_{f,j,t}^* + (R_{c,t+1} - R_{t+1}^*)H_{i,t} + R_{t+1}^*N_{i,t}^* \quad (4-12)$$

The foreign bank is subject to the same kind of participation constraint as the domestic bank.

$$V_{j,t}^* \geq \vartheta_t \left(\left(\kappa_{h1}^* + \kappa_{h2}^* \frac{\tilde{D}_{h,t}}{S_t} \right) \frac{D_{h,j,t}}{S_t} + \left(\kappa_{f1}^* + \kappa_{f2}^* \tilde{D}_{f,t} \right) D_{f,j,t} + \left(\kappa_{c1}^* + \kappa_{c2}^* \tilde{H}_t \right) H_{j,t} \right) \quad (4-13)$$

Here, κ_{f1}^* , κ_{h1}^* and κ_{c1}^* are the constraint parameters for the foreign holdings of foreign bonds, the foreign holdings of domestic bonds and the loans given to the domestic bank.

4.4 Balance of Payments

The balance of payment can be derived from the foreign budget constraint presented below.

$$P_{H,t}^*Y_{H,t}^* + B_t^* = R_t^*B_{t-1}^* + \frac{P_{H,t}}{S_t}C_{H,t}^* + P_{F,t}^*C_{F,t}^* + TR_t^* - T_{s,t}^*$$

To this end, we make some substitutions. Lets begin with the return of deposits to foreign households. This expression come from a simple interpretation of the equation 4-11.

$$R_t^*B_{i,t-1}^* = \frac{R_{h,t}}{S_t}D_{h,i,t-1}^* + R_{f,t}D_{f,i,t-1}^* + R_{c,t}H_{i,t-1}^* - R_t^*F_{i,t} - N_{i,t}^{e*} \quad (4-14)$$

We assume the following initial capital for new foreign banks. This ensures the steady-state stability.

$$T_{s,t}^* = \varphi \left(\frac{D_{h,t}^*}{S_t} + D_{f,t}^* \right)$$

The government taxes the households in such way that its debt level remains constant.

$$TR_t^* = \bar{D}_f - R_{f,t} \bar{D}_f$$

Finally, we recover the household deposits using equation 4-10.

$$B_{i,t}^* = D_{f,i,t}^* + \frac{D_{h,i,t}^*}{S_t} + H_{i,t} - N_{i,t}^* - F_{i,t} \quad (4-15)$$

Summing up all the equations above we got the balance of payment equation. It describes the goods and financial flow in the model and determines the exchange rate such that both inflows and outflows equilibrates.

$$\begin{aligned} P_{H,t}^* Y_{H,t}^* + \frac{D_{h,i,t}^*}{S_t} + D_{f,i,t}^* &= \frac{R_{h,t}}{S_t} D_{h,i,t-1}^* + R_{f,t} D_{f,i,t-1}^* + R_{c,t} H_{i,t-1}^* - R_t^* F_{i,t} \\ &+ \frac{P_{H,t}}{S_t} C_{H,t}^* + P_{F,t}^* C_{F,t}^* + \bar{D}_f - R_{f,t} \bar{D}_f \end{aligned} \quad (4-16)$$

4.5

Central Bank

As we have an endowment model with non-tradables goods, the interest rates are fully determined by the path of the endowment of each economy.

Nevertheless, we allow the central bank to engage in foreign exchange market interventions in some scenarios.

4.6

Calibration

The model is calibrated to values that are consistent with standard practices in the literature and reflect broad empirical patterns, such that we have a stylized but credible economy.

Since the focus is on understanding qualitative mechanisms, such as the role of bank frictions or FX risk in amplifying shocks, rather than replicating precise data moments, calibration serves to ensure that the model generates dynamics and policy insights under plausible economic conditions.

Table 4.1: Calibration

Parameter	Description	Value
β	Domestic intertemporal discount factor	0.99
β^*	Foreign intertemporal discount factor	0.99
θ	Bank Survival Probability	0.95
φ	Bank Starting Networth	0.001
Ψ_q	Cost of FX Risk	100
\overline{D}_h	Domestic Total Government Debt	7.5
\overline{D}_f	Foreign Total Government Debt	12.4
τ_f^{ss}	Tax on Foreign Investments	0 & 0.5
τ_h^{ss}	Tax on Domestic Investments	0.5
$\kappa_{h,1}$	Home bank constraint value on home bonds	0.03
$\kappa_{f,1}$	Home bank constraint value on foreign bond	1.14
$\kappa_{e,1}$	home bank constraint value on foreign branch	0.5
$\kappa_{h,1}^*$	Foreign bank constraint value on domestic bond	1.2
$\kappa_{f,1}^*$	Foreign bank constraint value on foreign bond	0.1
$\kappa_{c,1}^*$	Foreign bank constraint value on foreign loan	0.19
Y_T	Domestic Endowment of Tradable Goods	3
Y_{NT}	Domestic Endowment of Non-tradable Goods	7
Y_T^*	Foreign Endowment of Tradable Goods	2.4
Y_{NT}^*	Domestic Endowment of Non-tradable Goods	7.6

5 Stilized Facts

5.1 The bank's overhedge makes the economy more volatile

The first stylized fact is that the overhedge makes the economy more volatile. To show this, we make a stochastic simulation of different shocks. The main idea is to compare the volatility of some macroeconomic variables before and after bank's overhedge correction.

Table 5.1: Comparison of Standart Deviations with and without Distortion

Metric	With overhedge	Without overhedge
Exchange Rate	0.042842	0.034043
Consumption	0.174959	0.169594
Domestic Bonds Rate	0.025677	0.024936
Foreign Bonds Rate	0.023398	0.023114
Loan Rate	0.024061	0.022975
Hedge Volume	0.792515	0.610053

The most obvious variable that shows more volatility is the exchange rate. Suppose that the bank faces some shock that obligates it to reevaluate the foreign investment position. If it has to make more hedge to actually protect itself from exchange rate risk, then we should expect more trades and pressure in the exchange rate market meaning directly more volatility. This result is corroborated by (BCB (2025)), that concluded that the correction of the overhedge significantly reduced the implicit volatility of the Brazilian exchange rate extracted directly from the premium of currency options with remaining maturity of 1 month.

Due to the higher exchange rate volatility, as we have a endowment model, this converts directly to a more volatile consumption and consequently a lower level of welfare.

5.2 The overhedge makes the economy more vulnerable to financial constraint shocks

The second stylized fact we aim to illustrate is that a financial constraint shock—such as those observed during the COVID-19 recession—has more severe consequences in an economy with overhedge. To demonstrate this, we increase ϑ_t and ϑ_t^* following the approach in (Devereux, Engel e Wu (2023)),

which effectively worsens the quality of all assets used as collateral. The impulse response functions (IRFs), comparing the economy with and without overhedge, are shown in Figure 5.1.

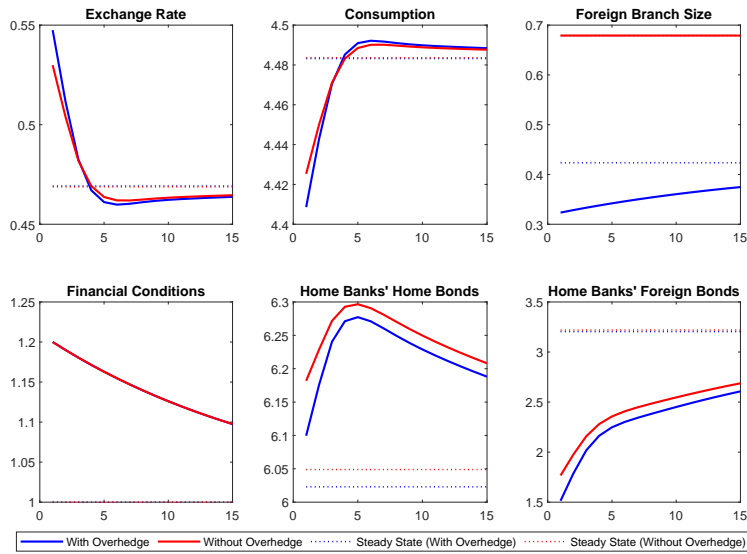


Figure 5.1: Financial Constraint Shock

In both cases, we initially observe an exchange rate depreciation. This results from a flight to safety and unbalanced retrenchment—each economy demands more of its own country's bonds, yet foreign bonds remain marginally better collateral.

However, with the overhedge, as supported by our empirical findings, there is a contraction in the size of the foreign branch, accompanied by an almost twofold reduction in the hedge position. Consequently, banks are forced to purchase more foreign currency to unwind their short U.S. dollar positions, which further depreciates the exchange rate.

As the financial condition shock gradually ease, banks are able to purchase less pledgeable assets in their balance sheets. This means the domestic bank expands their foreign branches and the foreign bank invests more in domestic bonds. The model predicts a currency appreciation at this stage in opposition to the initial depreciation.

5.3

The overhedge correction depreciates the exchange rate.

The impulse response functions shown in this section illustrate the macroeconomic consequences of correcting the tax-induced overhedge. This correction essentially eliminates the incentive that banks previously had to hold excessive hedge positions, effectively forcing them to unwind those positions.

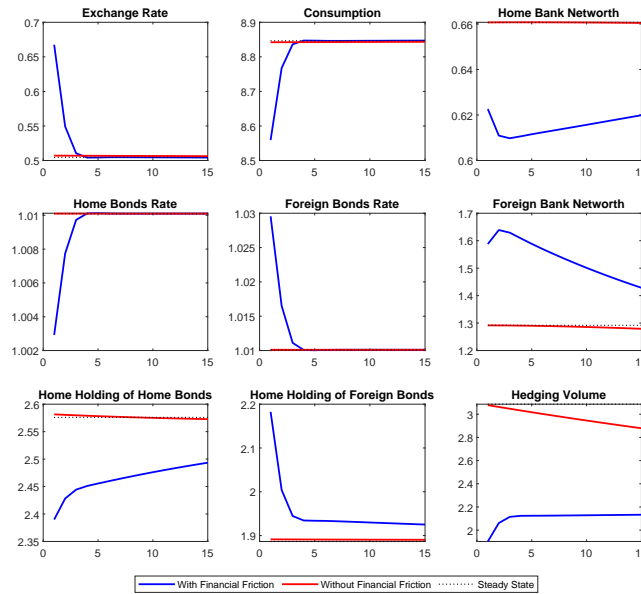


Figure 5.2: Overhedge Correction

As expected, the most immediate and pronounced response is a sharp depreciation of the exchange rate. This occurs because, when overhedged banks unwind their excess FX hedge positions, they need to repurchase foreign currency (typically U.S. dollars), creating significant upward pressure on the exchange rate. This movement aligns with the theoretical mechanism discussed in the model: the elimination of the tax distortion reverses the incentive for excess-dollar short positions, triggering a large-scale demand for USD in both spot and derivatives markets.

The depreciation translates into a drop in real consumption. Given the endowment structure of the model, where consumption depends on the real purchasing power of the representative household, a weaker domestic currency reduces the endowment value, underscoring the welfare cost of the overhedge correction.

Finally, there is a notable drop in total hedge volume, consistent with the policy change that removes the tax asymmetry.

5.4

An FX intervention avoids the exchange rate depreciation.

The impulse response analysis confirms that a timely and well-calibrated foreign exchange (FX) intervention by the Central Bank can effectively cushion the adverse effects of an overhedge unwinding. In contrast to the dynamics observed in Section 5.3, the exchange rate remains significantly more stable when intervention is present, mitigating the sharp depreciation that would otherwise occur.

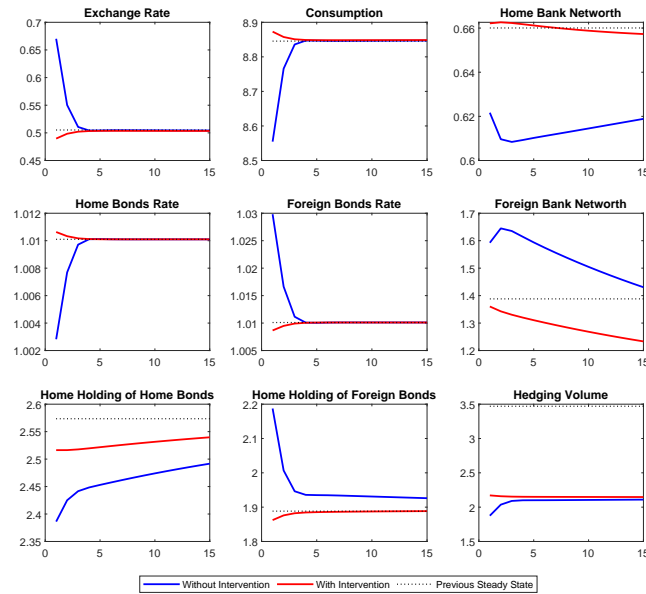


Figure 5.3: Overhedge Correction with and without FX Intervention

This stabilization has important spillover benefits. Consumption falls by a smaller margin, reflecting smoother adjustment in relative prices and preserved purchasing power. Additionally, the home bank's net worth suffers less, highlighting how FX interventions can preserve financial sector resilience by easing liquidity and valuation shocks during periods of large-scale portfolio rebalancing.

In sum, this simulation illustrates that FX interventions can play a critical role in managing transition dynamics when correcting regulatory distortions. Although they may not be a permanent solution, they serve as an essential buffer that allows for smoother market adjustment, lower welfare losses, and reduced systemic risk.

6

Conclusion

This paper examined the critical interplay between tax policy, financial regulation, and macroeconomic stability, focusing on the "overhedge" practices of Brazilian banks. Through a combination of empirical analysis and a two-country DSGE model, we have demonstrated that a specific tax asymmetry created powerful incentives for banks to build excessive hedge positions, transforming a regulatory loophole into a source of systemic risk. While seemingly a rational strategy for individual banks, this overhedging behavior amplified exchange rate volatility and heightened financial fragility, especially during periods of market stress.

Our empirical findings revealed that Brazilian banks strategically increased their foreign investments and corresponding hedge volumes to capitalize on interest rate differentials, leveraging the asymmetric tax framework for near-risk-free returns. The theoretical model further illuminated these dynamics, showing that overhedging not only exacerbated financial instability but also magnified the economy's vulnerability to external shocks.

The gradual correction of this tax distortion, coupled with the Central Bank of Brazil's active FX interventions, provided a crucial case study. It highlights the necessity of timely and targeted macroprudential measures to counteract unintended consequences of regulation. Our findings underscore that regulatory frameworks must be holistic, accounting for incentive structures that can inadvertently foster destabilizing financial behaviors.

Ultimately, this article contributes to the literature on macroprudential policy and exchange rate dynamics by identifying a novel channel—tax-induced overhedging—through which fiscal policy can profoundly influence financial sector behavior and macroeconomic outcomes. For policymakers, our insights reinforce the critical importance of aligning tax and regulatory incentives to safeguard financial stability in an increasingly interconnected global economy.

7

Bibliography

ACHARYA, V. V. et al. Measuring systemic risk. **The review of financial studies**, Oxford University Press, v. 30, n. 1, p. 2–47, 2017. Cited in page 13.

ADRIAN, T.; SHIN, H. S. Liquidity and leverage. **Journal of financial intermediation**, Elsevier, v. 19, n. 3, p. 418–437, 2010. Cited in page 13.

BCB. **Financial Stability Report, October 2020**. [S.l.], 2020. Cited 2 times in pages 21 and 23.

BCB. **Financial Stability Report, April 2025**. [S.l.], 2025. Cited in page 36.

BORIO, C. The financial cycle and macroeconomics: What have we learnt? **Journal of banking & finance**, Elsevier, v. 45, p. 182–198, 2014. Cited in page 13.

BRUNNERMEIER, M. et al. **The fundamental principles of financial regulation**. [S.l.]: ICMB, Internat. Center for Monetary and Banking Studies Geneva, 2009. v. 11. Cited in page 13.

BRUNNERMEIER, M. K.; NAGEL, S.; PEDERSEN, L. H. Carry trades and currency crashes. **NBER macroeconomics annual**, The University of Chicago Press, v. 23, n. 1, p. 313–348, 2008. Cited in page 13.

BRUNO, V.; SHIN, H. S. Capital flows and the risk-taking channel of monetary policy. **Journal of monetary economics**, Elsevier, v. 71, p. 119–132, 2015. Cited in page 14.

CABALLERO, R. J.; DOYLE, J. B. **Carry trade and systemic risk: why are FX options so cheap?** [S.l.], 2012. Cited in page 13.

CHAMON, M.; GARCIA, M.; SOUZA, L. Fx interventions in brazil: a synthetic control approach. **Journal of International Economics**, Elsevier, v. 108, p. 157–168, 2017. Cited 2 times in pages 13 and 14.

DEVEREUX, M. B.; ENGEL, C.; WU, S. P. Y. **Collateral advantage: Exchange rates, capital flows and global cycles**. [S.l.], 2023. Cited 4 times in pages 14, 28, 31, and 36.

ENGEL, C. Exchange rates, interest rates, and the risk premium. **American Economic Review**, American Economic Association 2014 Broadway, Suite 305, Nashville, TN 37203, v. 106, n. 2, p. 436–474, 2016. Cited in page 14.

FAMA, E. F. Forward and spot exchange rates. **Journal of monetary economics**, Elsevier, v. 14, n. 3, p. 319–338, 1984. Cited in page 14.

FARHI, E.; TIROLE, J. Deadly embrace: Sovereign and financial balance sheets doom loops. **The Review of Economic Studies**, Oxford University Press, v. 85, n. 3, p. 1781–1823, 2018. Cited in page 13.

FERREIRA, A. L. et al. Foreign exchange interventions and intermediary constraints. **Available at SSRN**, 2024. Cited in page 14.

FLEMING, J. M. Domestic financial policies under fixed and under floating exchange rates (politiques financières intérieures avec un système de taux de change fixe et avec un système de taux de change fluctuant)(política financiera interna bajo sistemas de tipos de cambio fijos o de tipos de cambio fluctuantes). **Staff Papers-International Monetary Fund**, JSTOR, p. 369–380, 1962. Cited in page 14.

FRATZSCHER, M. et al. When is foreign exchange intervention effective? evidence from 33 countries. **American Economic Journal: Macroeconomics**, American Economic Association 2014 Broadway, Suite 305, Nashville, TN 37203-2425, v. 11, n. 1, p. 132–156, 2019. Cited in page 14.

GABAIX, X.; MAGGIORI, M. International liquidity and exchange rate dynamics. **The Quarterly Journal of Economics**, MIT Press, v. 130, n. 3, p. 1369–1420, 2015. Cited 2 times in pages 14 and 28.

GERTLER, M.; KARADI, P. A model of unconventional monetary policy. **Journal of monetary Economics**, Elsevier, v. 58, n. 1, p. 17–34, 2011. Cited 2 times in pages 29 and 32.

GOURINCHAS, P.-O.; REY, H. Exorbitant privilege and exorbitant duty. CEPR Discussion Paper No. DP16944, 2022. Cited in page 21.

HANSON, S. G.; KASHYAP, A. K.; STEIN, J. C. A macroprudential approach to financial regulation. **Journal of economic Perspectives**, American Economic Association, v. 25, n. 1, p. 3–28, 2011. Cited in page 13.

ITSKHOKI, O.; MUKHIN, D. Exchange rate disconnect in general equilibrium. **Journal of Political Economy**, The University of Chicago Press Chicago, IL, v. 129, n. 8, p. 2183–2232, 2021. Cited in page 14.

KOHLSCHEEN, E.; ANDRADE, S. C. Official fx interventions through derivatives. **Journal of International Money and Finance**, Elsevier, v. 47, p. 202–216, 2014. Cited in page 13.

MEURER, R.; TEIXEIRA, F. W.; TOMAZZIA, E. C. Efeitos das intervenções cambiais a vista na taxa de câmbio *r/us* de 1999 a 2008: Um estudo de evento. **Brazilian Review of Finance**, v. 8, n. 2, p. 229–254, 2010. Cited in page 14.

MOURA, M. L.; PEREIRA, F. R.; ATTUY, G. d. M. Currency wars in action: How foreign exchange interventions work in an emerging economy. Insper, 2012. Cited in page 14.

MUNDELL, R. A. Capital mobility and stabilization policy under fixed and flexible exchange rates. **Canadian Journal of Economics and Political Science/Revue canadienne de économiques et science politique**, Cambridge University Press, v. 29, n. 4, p. 475–485, 1963. Cited in page 14.

NEDELJKOVIC, M.; SABOROWSKI, C. The relative effectiveness of spot and derivatives-based intervention. **Journal of Money, Credit and Banking**, Wiley Online Library, v. 51, n. 6, p. 1455–1490, 2019. Cited 2 times in pages 13 and 14.

NOGUEIRA, L. R. **As intervenções do Banco do Central do Brasil no mercado de câmbio e seus efeitos no nível intradiário da taxa de câmbio**. Tese (Doutorado), 2014. Cited in page 14.

OLIVEIRA, F. N. d.; PLAGA, A. Eficácia das intervenções do banco central do brasil sobre a volatilidade condicional da taxa de câmbio nominal. **Revista brasileira de economia**, SciELO Brasil, v. 65, p. 71–92, 2011. Cited in page 14.

WALKER, W. C.; YASUI, Y.; STONE, M. M. R. **From Lombard Street to Avenida Paulista: foreign exchange liquidity easing in Brazil in response to the global shock of 2008–09**. [S.l.]: International Monetary Fund, 2009. Cited in page 14.